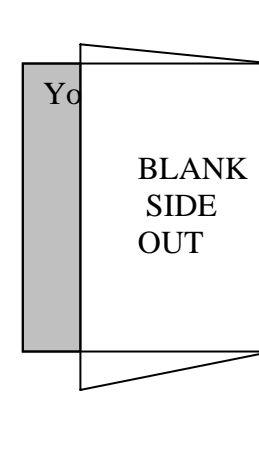
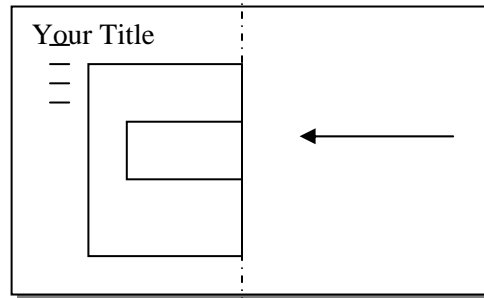
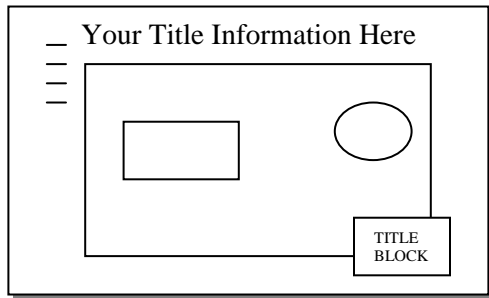


Folding Your Reductions (11X17 Size) for 3 ring Binder

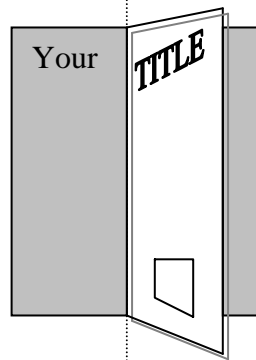
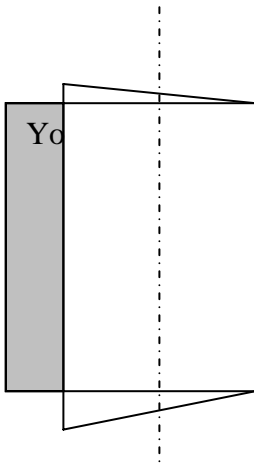
Arapahoe County will **NOT ACCEPT ROLLED PLANS**, so here are instructions to assist you in folding your 11x17 Reductions.

WE REQUIRE THAT YOU

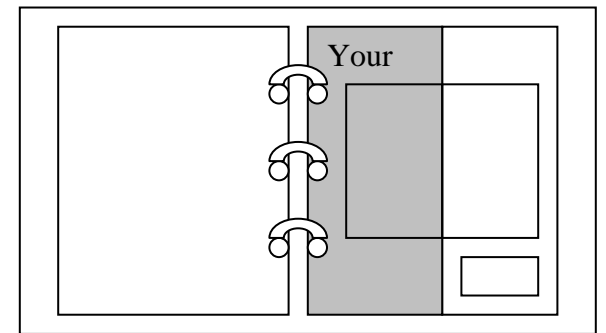
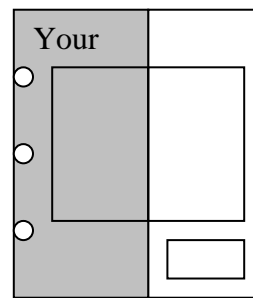
REMOVE ALL STAPLES AND SIDE BINDERS



Fold once in Half,
(Text to the inside)



Fold the **RIGHT** panel in half, text side out,
to form a quarter panel.



The final should have the title block in the lower right hand corner,
and be able to three hole punch for insertion into a 3 ring binder.