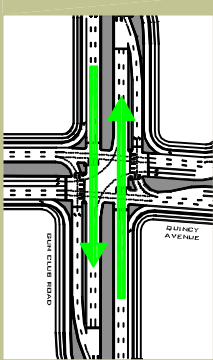


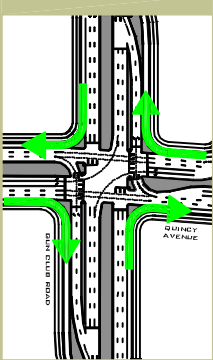
HOW TO NAVIGATE A CONTINUOUS FLOW INTERSECTION

THROUGH TRAFFIC:



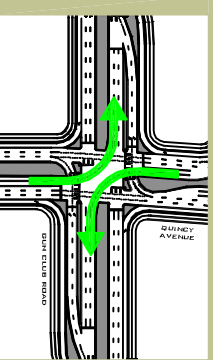
Proceed as you normally would but watch for another traffic signal just past the intersection. It's possible to encounter a red light here, which allows left turning cars to cross in front of you.

RIGHT TURN TRAFFIC:

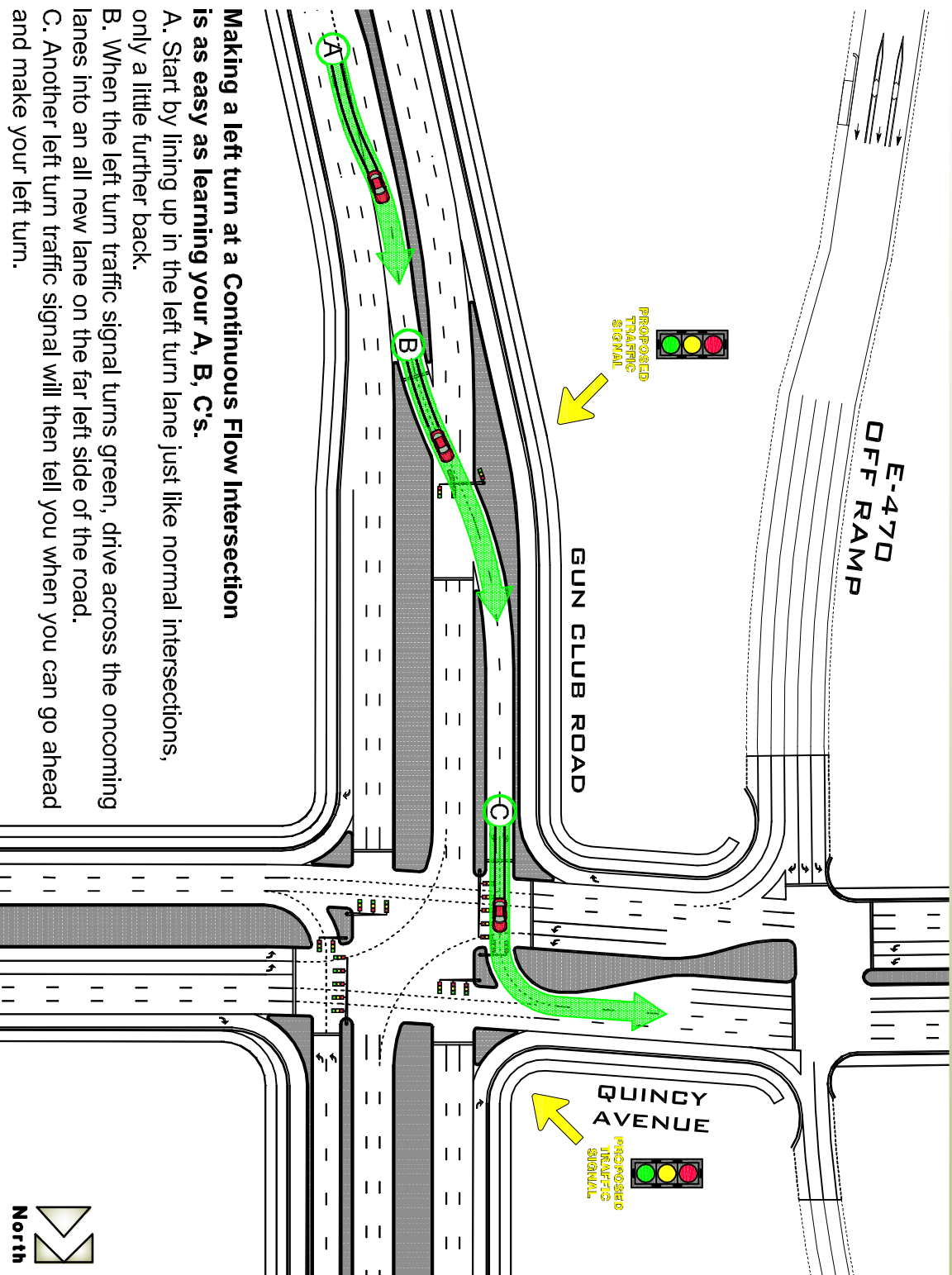


Be sure to yield to traffic, cyclists and pedestrians. Make your turn, merge with traffic and keep on going.

LEFT TURN (onto Gun Club):



Proceed just like a normal intersection, but watch for another traffic signal just past the intersection. You may see a red light here, which allows left turning cars to cross in front of you.



Making a left turn at a Continuous Flow Intersection is as easy as learning your A, B, C's.

- A. Start by lining up in the left turn lane just like normal intersections, only a little further back.
- B. When the left turn traffic signal turns green, drive across the oncoming lanes into an all new lane on the far left side of the road.
- C. Another left turn traffic signal will then tell you when you can go ahead and make your left turn.

